

## Employment



The South East accounts for 8% of employment in Ireland (200,800 persons)

Top 5 Sectors	Total Employed	Q3 2019- Q3 2021
Industry	28,800	-1% ▼
Health & social work	27,000	No Change
Wholesale & retail	24,700	12% ▲
Education	19,500	56% ▲
Accommodation & food	18,500	24% ▲

## Key Labour Market Trends

(Q3 2019 - Q3 2021)

### Employment



↑ 6%

Employment increased by 11,200 persons (6%).

### Gender



Employment increased considerably more for females (10,700 or a 13% increase), with male employment only increasing marginally (0.5%).

### Participation rate


60.2%



South East region had the lowest labour force participation rate at 60.2% when compared to all other regions.

### Sector

The financial activities sector observed the largest absolute increase in employment (3,800 persons or a 54% increase). In contrast, the agricultural sector observed the greatest decrease in employment (-5,200 persons or a 37% decrease).



Financial activities



Agriculture

## Selected employers in this region

**Boston Scientific** Bausch & Lomb **Schivo** Roadstone CRH  
**ABP** Jabil Healthcare **Taoglas** Glenpatrick Spring Water  
 Carne Abbott Vascular **Kerry Foods** Cartoon Saloon Glanbia  
**Bulmers C&C** **Veolia** BRUSS **Marine Harvest** Kerry Foods  
**Codd Mushrooms** Eirgen Pharma **Zurich Insurance**  
 Griffin Nearform **BAM** Gaeltec Utilities **Delmec**

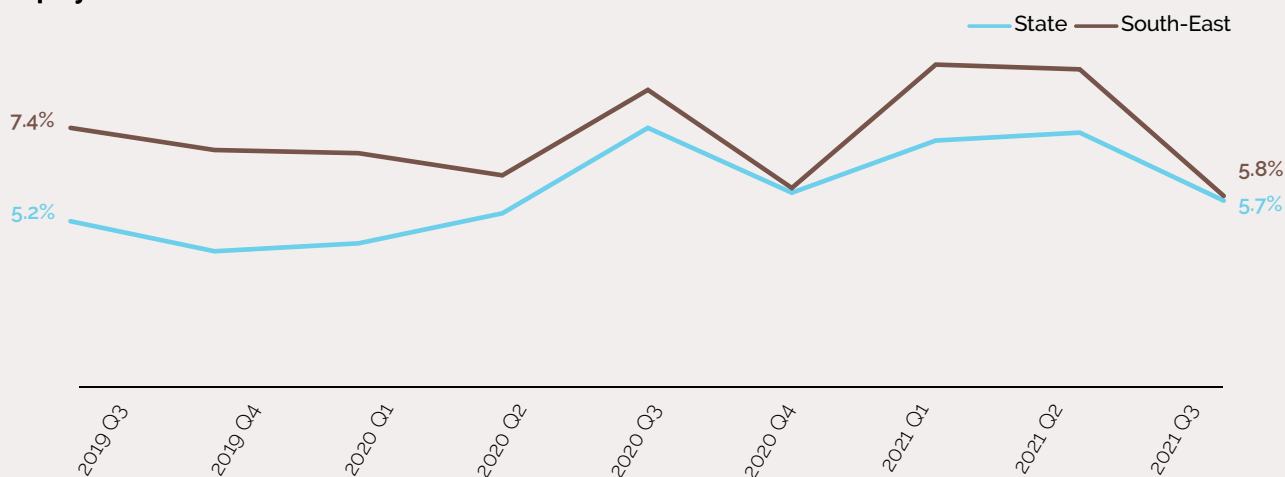
## Business Demography (2019)

There were 20,306 active enterprises in the South East region in 2019 with Wexford accounting for the highest share at 38%.

	Waterford	Kilkenny	Carlow	Wexford
Active Enterprise	5,268	4,506	2,762	7,770
Persons Engaged	33,651	21,425	14,043	39,437

## Unemployment

Unemployment rate %



Note: Employment and unemployment numbers relate to those aged 15 years and over; unemployment rates refer to those aged 15-74 years; the number of persons engaged in the Business Demography data refers to the private business economy only

Numbers unemployed  
Q3 2021



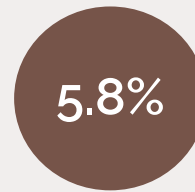
persons unemployed

Change from Q3  
2019-Q3 2021 UE  
Numbers



Decrease of  
2,800 persons

UE Rate Q3 2021



Change from Q3  
2019-Q3 2021 UE  
Rate



Decrease of 1.6  
percentage points

## Pandemic Unemployment Payments



In November 2021, there were 3,599 people in receipt of a Pandemic Unemployment Payment in the South East region representing 1.8% of persons in the labour force (based on Q3 2021).

### Overall Comments

- The South East region saw an overall increase in employment over the two-year period, particularly relating to the financial activities sector, although declines occurred across a number of sectors. Unemployment levels were marginally above the national average; nonetheless, the South East region had the third largest unemployment rate decrease of 1.6 percentage points, after Dublin and the Border region over the two-year period. New opportunities were arising across a variety of sectors as seen in the job announcements.

## Companies with recent job announcements in the South East region

Company	No. of Jobs
State Street Corporation	400
Bausch & Lomb	130
Repligen	130
Aldi	100
Stitchera Ads	30

