

Employment

The West accounts for 10% of employment in Ireland (257,700 persons)

Top 5 Sectors	Total employed Q3 2023	Q3 2022 -Q3 2023 change
Industry	39,700	+1% ▲
Health	36,300	+1% ▲
Wholesale & retail	33,500	+9% ▲
Education	22,100	+19% ▲
Accommodation & food	16,800	-3% ▼



Occupational groups* - West	Q3 2023	Q3 2022-Q3 2023 change
Professionals	59,300	+19% ▲
Associate professionals	28,700	+30% ▲
Skilled trades (exc farmers)	26,100	+1% ▲
Elementary	24,800	+20% ▲
Operatives	23,600	-11% ▼
Managers	22,700	+28% ▲
Admin	22,300	0%
Sales	19,800	+2% ▲
Caring services	17,400	-15% ▼
Farmers	12,400	+24% ▲

* Excludes not stated

Companies with recent job announcements in the West region

Company	No. of Jobs
Dexcom	1,000
Glanua	250
Tarasis enterprises	300
Freudenberg Medical	100
Xerotech	100
HPE	150



Key Labour Market Trends

(Q3 2022 - Q3 2023)

Employment



↑ 9%

Employment in the West region increased by **20,500 (9%), more than twice the national average increase (4%).**

Gender



Employment increased for both females and males (12,600 persons and 7,800 persons respectively); the relative increase for females was 11% compared to 6% for males.

Participation rate

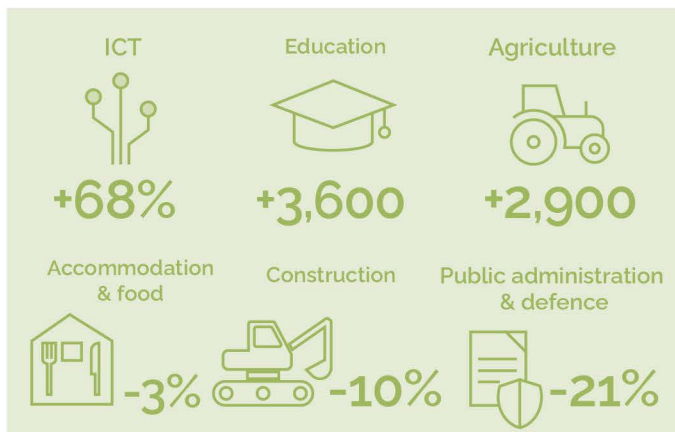


66.4%

In Q3 2023, at 66.4%, the participation rate in the West region was the third highest when compared to all other regions but was below the rate for the State (65.8%). The rate grew by 3 percentage points in the year to Q3 2023.

Occupation

- The strongest growth rate was for associate professionals, for which the 30% increase translated into 6,700 extra people employed. At 9,600 additional workers, however, the largest absolute increase was for professional occupations.
- The only occupations to experience a decline were caring services (-3,000 workers) and operatives (-2,900 workers).

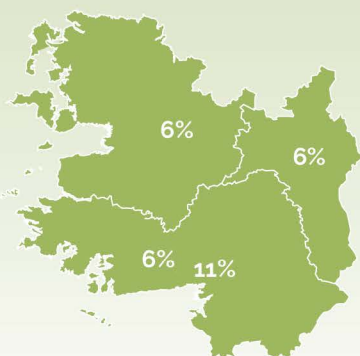


Sector

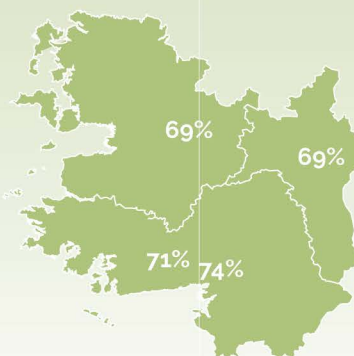
- Between Q3 2022 and Q3 2023, employment in the ICT sector grew strongly (+68%), reaching 15,600 persons, making it the sixth largest sector in the region.
- After ICT, the largest absolute increases in sectoral employment were for education (+3,600) and agriculture (+2,900).
- Employment grew in all but three sectors: accommodation/food (-3%), construction (-10%), and public admin/defence (-21%).

Persons at work by age and county, Census 2022

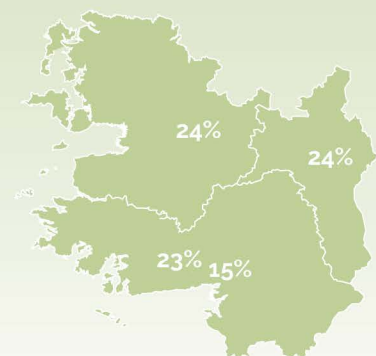
Nationally, 8% of the workforce was aged 15-24 years, 73% were aged between 25 and 54 years, and 19% were aged 55 years or more. At 11%, Galway City had the highest share of workers who were aged less than 25 years in this region.



% 15-24



% 25-54



% 55+

Employment by sector and county, Census 2022

Galway city accounted for nearly one fifth of employment in the West region but it made up a third of total regional employment in the ICT sector. While Co. Roscommon accounted for just 14% of total regional employment, it made up 21% of employment in public administration and defence.

	Galway City	Galway County	Mayo	Roscommon	West
Agriculture	1%	46%	34%	19%	100%
Industry	18%	43%	27%	11%	100%
Construction	9%	46%	31%	15%	100%
Wholesale & retail	17%	37%	31%	15%	100%
Transport	14%	40%	27%	18%	100%
Accommodation & food	27%	32%	30%	11%	100%
ICT	33%	41%	16%	11%	100%
Finance etc	24%	41%	21%	13%	100%
Professional services	20%	42%	23%	15%	100%
Admin support	24%	38%	25%	14%	100%
Public admin & defence	12%	36%	31%	21%	100%
Education	18%	44%	24%	13%	100%
Health	19%	41%	27%	13%	100%
Other sectors	19%	37%	31%	13%	100%
All sectors*	18%	41%	28%	14%	100%

* Excludes not stated

Other indicators from Census 2022

	Galway city	Galway county	Mayo	Roscommon	West	State
Population aged 15+	71,382	152,753	111,608	56,158	391,901	4,136,852
% Population who are retired	13%	17%	21%	19%	18%	16%
% Population who are students	16%	11%	10%	10%	11%	11%
% Population with 3rd level	56%	42%	35%	36%	41%	42%
% Workforce in high-tech manufacturing	11%	10%	7%	5%	9%	5%
% Working from home	31%	30%	24%	27%	28%	32%

Top 10 detailed occupations in the West

- Farmers
- Sales and retail assistants
- Nurses and midwives
- Other administrative occupations n.e.c.
- Primary and nursery teachers
- Chemical and related process operatives
- Care workers and home carers
- Secondary education teaching professionals
- Nursing auxiliaries and assistants
- National government administrative occupations



Unemployment

Unemployment rate % (Q3 2019 – Q3 2023)



Numbers unemployed
Q3 2023



9,000

Change from
Q3 2022 - Q3 2023



Decrease of
2,000
persons

UE Rate Q3 2023

3.4%

Below the national
average (4.6%); lowest
unemployment rate
across all regions

Change from
Q3 2022 - Q3 2023
UE Rate



Decrease of
1.1
percentage points

Overall comments

- The participation rate in the West region grew by three percentage points (to reach 66.4%) in the year to Q3 2023, the largest increase observed across all regions (CSO LFS).
- Between Q3 2022 and Q3 2023, the West region (at 9%) had the highest growth rate in employment across all regions; this region also had the largest absolute increase in employment (+20,500 workers), accounting for a fifth of total national employment growth (CSO LFS).
- In the year to Q3 2023, employment growth in the ICT sector in the West region was greater than in any other region in Ireland (albeit only marginally higher than in the Dublin region); with 6,300 additional workers, this region made up more than a third of the total growth in ICT employment nationally (CSO LFS).
- Between Q3 2022 and Q3 2023, the West had the strongest relative growth in female employment (at 11%), almost twice the national average (6%) (CSO LFS).
- The West region was one of only two regions (along with the Border region) to see a decline in unemployment numbers between Q3 2022 and Q3 2023; at 3.4%, the West had the lowest unemployment rate across all regions, well below the national average of 4.6% (CSO LFS).
- The prime working age cohort (25-54-year olds) made up a 69% share in both Co Mayo and Co Roscommon, which together with Co Kerry in the South West was the smallest nationally (CSO Census).
- After Cork City (12%), Galway City (11%) had the highest share of its workforce engaged in high-tech manufacturing (Census 2022).
- After Dun Laoghaire Rathdown, Galway City Council had the highest share of persons aged 15 years+ with third level qualifications (56%), well above the national average of 42% (Census 2022).