


# FET in Numbers 2018


## eCollege Learners



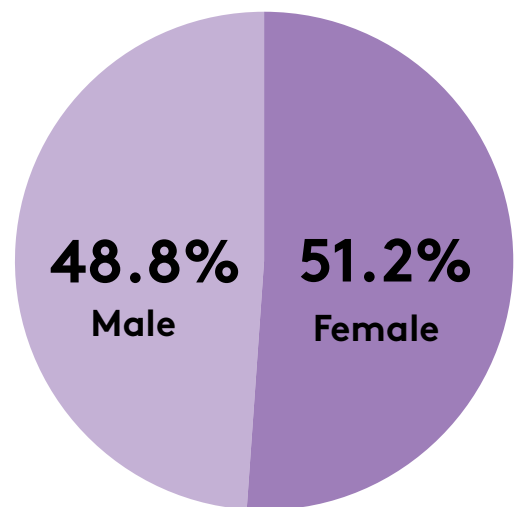
A Report by the  
Data Analytics Unit in SOLAS  
February 2020

**Authors**

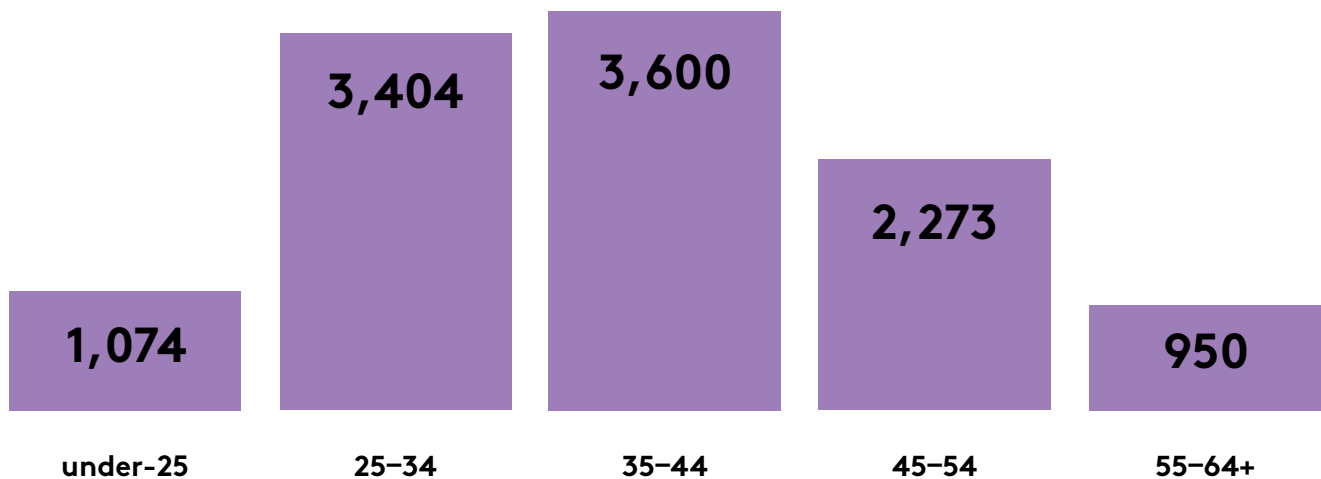
Amelia Dulee-Kinsolving  
Selen Guerin



# Enrolments

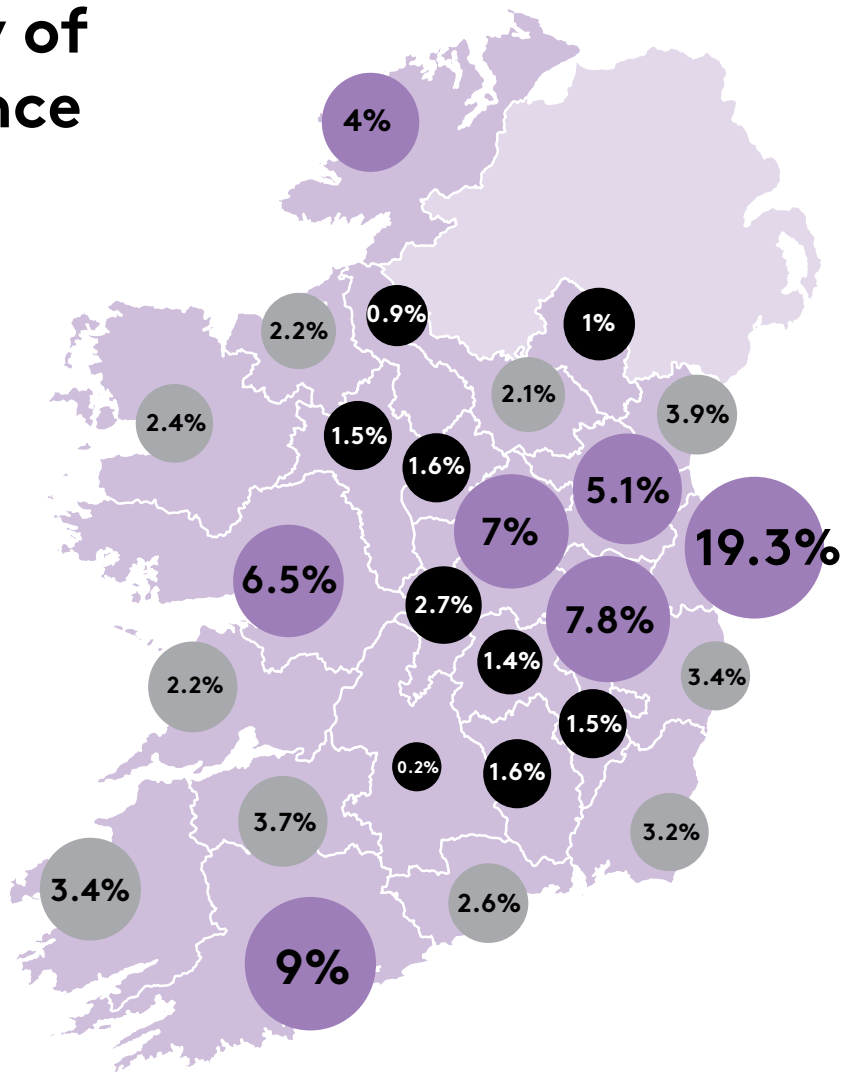


## Start Age



In 2018, the total number of eCollege learner enrolments in further education and training was 11,301. Of these learner enrolments, 51.2% were female and 48.8% were male. The majority (82.1%) of eCollege learner enrolments were 25-54 years of age.

# County of Residence

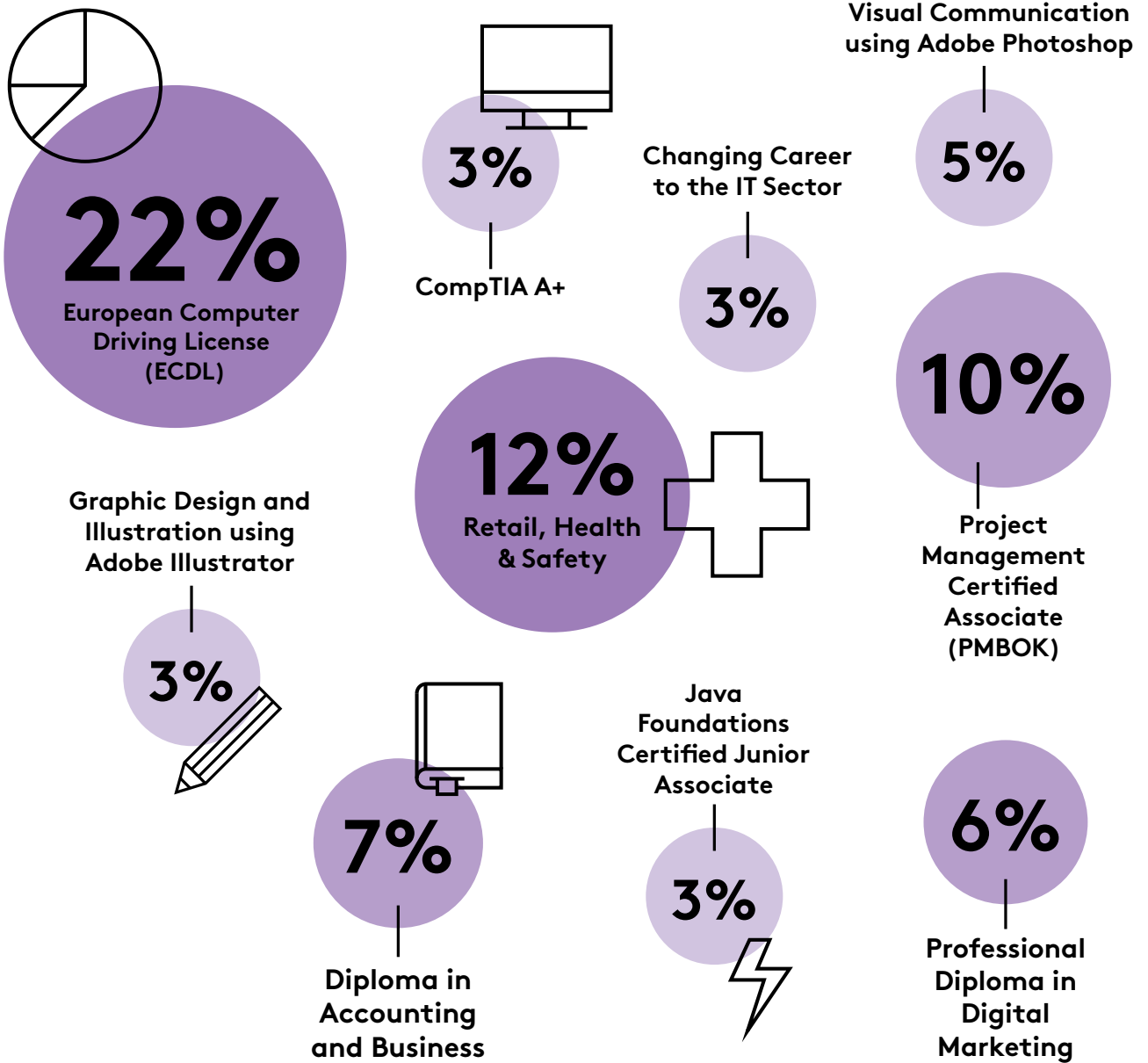


Dublin	2,009	19.3%	Waterford	266	2.6%
Cork	932	9%	Mayo	254	2.4%
Kildare	810	7.8%	Clare	232	2.2%
Westmeath	724	7%	Sligo	229	2.2%
Galway	671	6.5%	Cavan	223	2.1%
Meath	530	5.1%	Kilkenny	170	1.6%
Donegal	414	4%	Longford	163	1.6%
Louth	401	3.9%	Carlow	153	1.5%
Limerick	380	3.7%	Roscommon	151	1.5%
Wicklow	354	3.4%	Laois	141	1.4%
Kerry	352	3.4%	Monaghan	102	1%
Wexford	335	3.2%	Leitrim	93	0.9%
Offaly	283	2.7%	Tipperary	17	0.2%
<b>Total</b>				<b>10,389</b>	<b>100%</b>

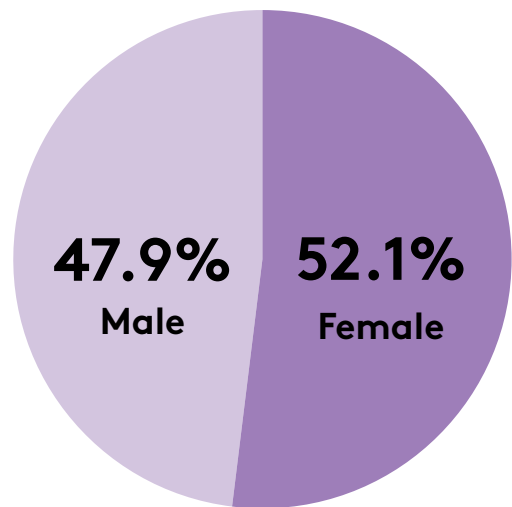

Of those learner enrolments who reported a county of residence within the Republic of Ireland<sup>1</sup>, 19.3% were in Dublin, 9% were in Cork, 7.8% in Kildare, 7% in Westmeath and 6.5% in Galway.

<sup>1</sup> It should be noted that this calculation is an estimate and excludes non and unknown responses.

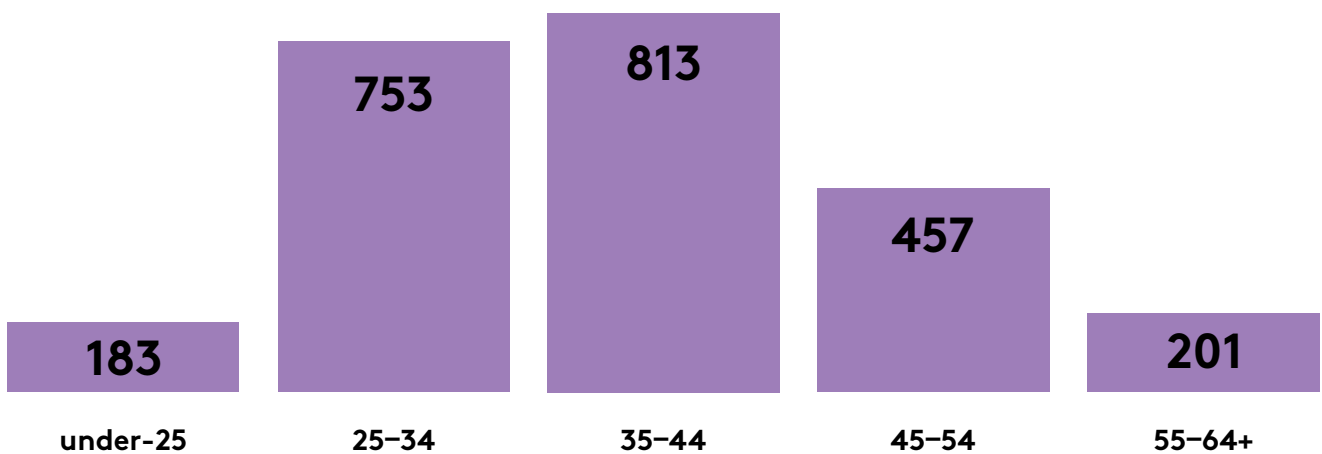
# Top Ten Courses



# Completions

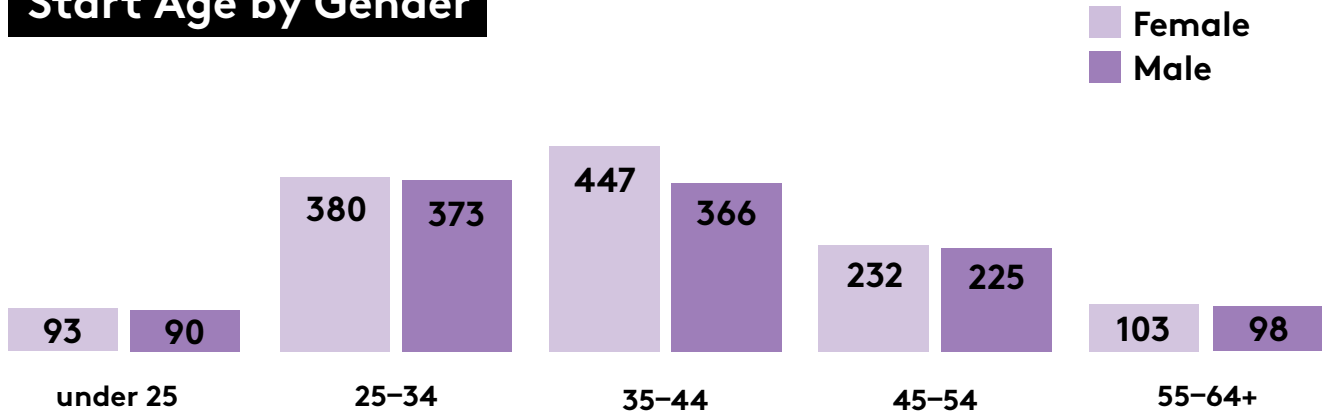


## Start Age



In 2018, the total number of eCollege learner completions in further education and training was 2,407. Of these learner completions, 52.1% were female and 47.9% were male. The majority (84.1%) of learner enrolments were 25-54 years of age.

## Start Age by Gender



In 2018, age groups were relatively evenly distributed among male and female learner completions. The exception was the 35-44 age group, which had a 9% difference between males and females.

## Definition of Terms

### Enrolments


Enrolments are defined as learners who are on course or have completed a course during 2018.

### Completions

Total number of learners who have a finish date of a course (regardless of whether the course is certified or not) in 2018. Completions exclude learners who have dropped out of a course.

### Learner

A unique individual who has progressed onto a course in the application process.



**For further information, please contact:**

**Helen Garner**  
**Data Analytics Unit, SOLAS**  
**Block 1, Castleforbes House**  
**Castleforbes Road, Dublin 1**  
**[helen.garner@solas.ie](mailto:helen.garner@solas.ie)**

**SOLAS.ie**