


Employment

The South West accounts for 14% of employment in Ireland (384,200 persons)

Top 5 Sectors	Total employed Q3 2023	Q3 2022-Q3 2023 change
Industry	58,300	-4% ▼
Wholesale & retail	51,400	+3% ▲
Health	49,700	-4% ▼
Accommodation & food	34,700	+36% ▲
Education	29,700	-5% ▼



Occupational* groups – South West	Q3 2023	Q3 2022-Q3 2023 change
Professionals	85,100	-2% ▼
Elementary	40,900	+38% ▲
Associate professionals	37,400	-7% ▼
Skilled trades (exc farmers)	36,800	+2% ▲
Admin	35,800	+6% ▲
Managers	34,200	+20% ▲
Caring services	33,500	+4% ▲
Sales	31,400	+11% ▲
Operatives	30,100	-8% ▼
Farmers	16,700	+14% ▲

* Excludes not stated

Companies with recent job announcements in the South West region

Company	No. of Jobs
Verizon	400
Cognizant	320
Deloitte	300
AMD	290
Noodlee	200
Qualcomm	150
Engerywise	100



verizon✓

cognizant



Deloitte.



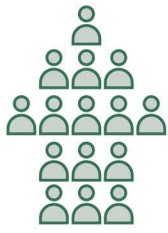
AMD

Qualcomm

Key Labour Market Trends

Q3 2022 – Q3 2023

Employment



↑ 5%

Employment in the South West region increased by **17,900 (5%), just above the national average growth (at 4%).**


Participation rate



66%

In Q3 2023, at 66%, the participation rate in the South West region was similar to the overall participation rate for the State, with an increase of 2.3 percentage points between Q3 2022 and Q3 2023.

Gender



Employment increased for both males and females, with the increase for males (5%, or 10,300 persons) higher than for females (4%, or 7,500 persons).

Occupation



- The largest increase was for elementary occupations (11,300 extra workers, or +38%), representing almost 60% of the total increase in employment in the South West.
- The largest declines were for associate professionals (-2,600, or -7%) and operatives (-2,500, or 8%).

Sector

- In the year to Q3 2023, the largest increase was for the accommodation/food sector (+36%, or 9,200 extra workers), reaching its highest employment level to date.
- In contrast, the largest absolute declines were for industry (2,300 fewer workers), health, (2,100 fewer persons) and construction (2,000 fewer persons), representing falls of 4%, 4% and 8% respectively.

Accommodation/Food



+36%

Industry



-2,300

Health



-2,100

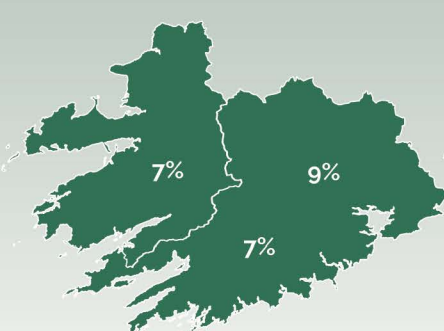
Construction



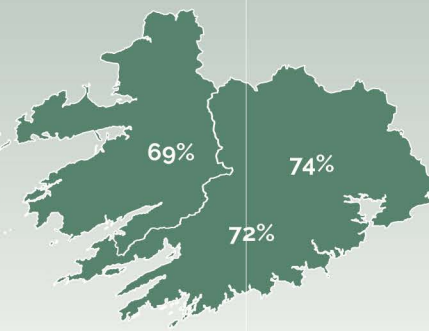
-2,000

Persons at work by age and county, Census 2022

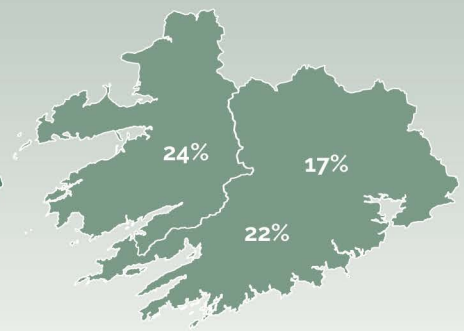
Nationally, 8% of the workforce was aged 15-24 years, 73% were aged between 25 and 54 years, and 19% were aged 55 years or more. Co Kerry had one of the largest shares of workers in the older cohort (55 years+), which at 24% was five percentage points higher than the national average.



% 15-24



% 25-54



% 55+

Employment by sector and county, Census 2022

Although Co. Kerry accounted for one fifth of total regional employment, it made up more than a third of employment in accommodation and food in this region.

	Cork	Kerry	South West
Agriculture	71%	29%	100%
Industry	87%	13%	100%
Construction	78%	22%	100%
Wholesale & retail	78%	22%	100%
Transport	83%	17%	100%
Accommodation & food	66%	34%	100%
ICT	87%	13%	100%
Finance etc	77%	23%	100%
Professional services	84%	16%	100%
Admin support	84%	16%	100%
Public admin & defence	77%	23%	100%
Education	79%	21%	100%
Health	79%	21%	100%
Other sectors	77%	23%	100%
All sectors*	80%	20%	100%

* Excludes not stated

Other indicators from Census 2022

	Cork city	Cork county	Kerry	South West	State
Population aged 15+		470,489	127,702	598,191	4,136,852
% Population who are retired		16%	19%	16%	16%
% Population who are students		12%	10%	11%	11%
% Population with 3rd level	46%	41%	37%	42%	42%
% Workforce in high-tech manufacturing	12%	9%	2%	8%	5%
% Working from home	35%	31%	25%	31%	32%

Top 10 detailed occupations in the South West

- Sales and retail assistants
- Farmers
- Nurses and midwives
- Other administrative occupations n.e.c.
- Primary and nursery teachers
- Chartered and certified accountants
- Secondary education teaching professionals
- Nursing auxiliaries and assistants
- Managers and directors in retail and wholesale
- Care workers and home carers



Unemployment

Unemployment rate % Q3 2019 – Q3 2023



Numbers unemployed
Q3 2023



19,400

Change from
Q3 2022 - Q3 2023



Increase of
6,000
persons

UE Rate Q3 2023

4.8%

Above the national
average (4.6%)

Change from
Q3 2022 - Q3 2023
UE Rate



Increase of
1.2
percentage points

Overall comments

- Between Q3 2022 and Q3 2023, the labour force participation rate in the South West region rose by 2.3 percentage points, representing the second largest percentage point increase across all regions (after the West region) (CSO LFS).
 - The South West accounted for more than a fifth of total agricultural employment in Ireland, the largest share of any region (CSO LFS).
 - Between Q3 2022 and Q3 2023, the South West added the second largest number of persons to the workforce (after the West), with 17,900 additional workers; over half of these additional workers were engaged in the accommodation & food sector, while a further 30% were in agriculture.
 - The South West accounted for nearly 60% of the total increase in elementary workers nationally, adding 11,300 to this occupation in the year to Q3 2023.
 - The South West had the largest increase in the number of unemployed persons across all regions, with an additional 6,000 unemployed in the year to Q3 2023 (CSO LFS).
-