

Monitoring Ireland's Skills Supply 2022

Potential supply of skills from further and higher education in Ireland

135,600

The number of awards made across the FET and higher education system in 2020, **up 7% on last year**



Science made up **5%** of awards in 2020

+3% compared to 2019

7,400
awards

EU rank (3rd level): **4th**

Largest detailed field: *Biological, environmental & related sciences* with over 3,900 awards, mostly at NFQ 8 and above




ICT made up **9%** of awards in 2020

+43% compared to 2019

11,900
awards

EU rank (3rd level): **1st**

Nearly 2,000 awards made to learners at private, independent third level colleges



Engineering made up **8%** of awards in 2020

+13% compared to 2019

10,200
awards

EU rank (3rd level): **25th**

Largest detailed field: *Electricity & energy*, with 1,700 awards, mostly made in the FET sector (NFQ 6)



Construction made up **2%** of awards in 2020

+12% compared to 2019

3,100
awards

EU rank (3rd level): **19th**

Largest detailed field: *Civil & building engineering*, with over 3,100 awards



43,200
awards

Social science, business
and law (SSBL) made up
32% of awards in 2020

EU rank (3rd level): 15th

+18% compared to 2019

Largest field of all; includes c5,000
awards related to basic digital skills
(secretarial/office work detailed
field)



22,900
awards

Health made up 17% of
awards in 2020

EU rank (3rd level): 11th

-5% compared to 2019

Second largest field of all; it
includes 5,000 awards in
childcare/early years and 2,000 in
healthcare support



12,900
awards

Arts/humanities made up
10% of awards in 2020

EU rank (3rd level): 7th

-6% compared to 2019

Declining number of awards every
year since 2016



8,100
awards

Education made up 6% of
awards in 2020

EU rank (3rd level): 14th

+4% compared to 2019

Comprises over 1,000 awards made
to learners at private, independent
third level colleges



4,300
awards

Agriculture & vet made up
3% of awards in 2020

EU rank (3rd level): 20th

-3% compared to 2019

Most FET awards made to learners
at TEAGASC centres



8,400
awards

Services made up 6% of
awards in 2020

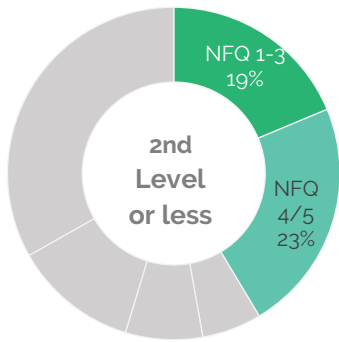
EU rank (3rd level): 18th

+3% compared to 2019

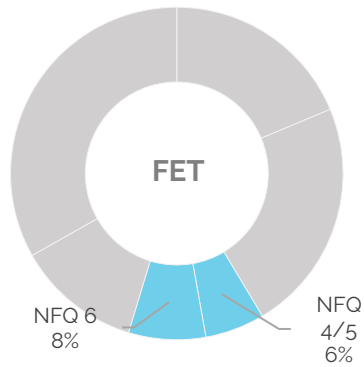
Ireland has a higher than average
share of hotel/catering graduates
compared to other EU countries

Education profile of Ireland's adults, Q2 2022

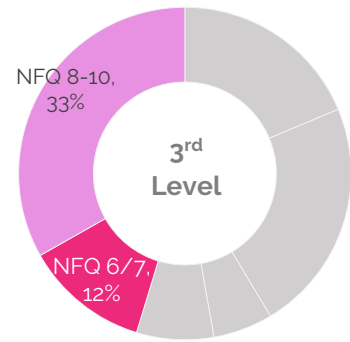
A third of Ireland's adults hold a qualification at level 8 or higher...



1.52 million adults



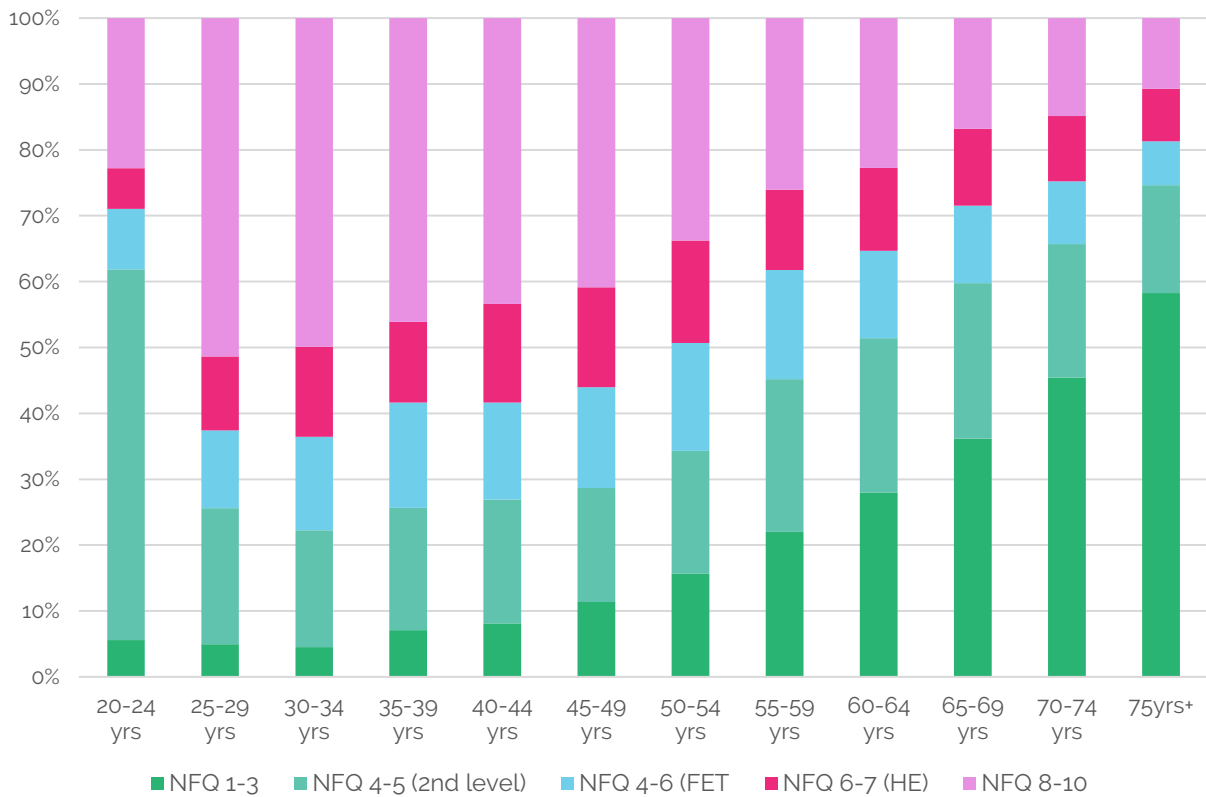
484,700 adults



1.66 million adults

...but this share varies by age group, ranging from 51% for 25-29-year-olds to 23% or lower for those in cohorts aged 60 years or older

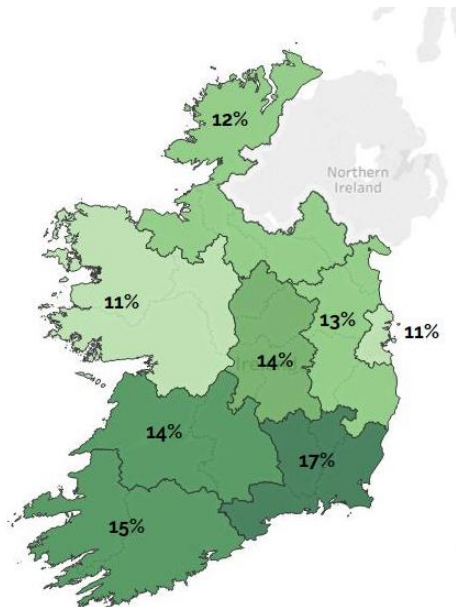
Education profile by age, Q2 2022



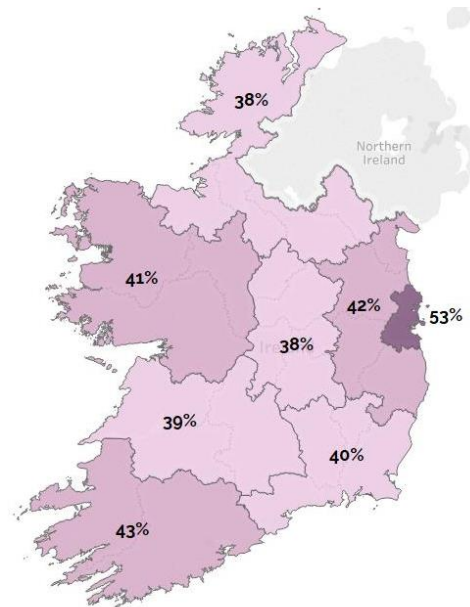
Source: SLMRU analysis of CSO (LFS) data

Education attainment levels vary by region; Dublin had the highest share of persons holding third level qualifications (53%) and the South East had the highest share with FET qualifications (at 17%)

Share of FET qualification holders



Share of higher education qualification holders



Source: SLMRU analysis of CSO (LFS) data

For further information, please contact slmru@solas.ie
Skills and Labour Market Research Unit, SOLAS
An tSeirbhis Oideachais Leanúnaigh agus Scileanna
Block 1, Castleforbes House, Castleforbes Road, Dublin D01 A8N0

+ 353 (0) 1 533 2500 / www.solas.ie / info@solas.ie